



Features

- Alarm, control or tripping functions
- Protection against over or under current
- Load detection and monitoring
- LED indication of relay and auxiliary power status
- User accessible reset button option
- User selectable setpoint adjustment with optional tamper proof cover
- 5A two pole change over relay

Benefits

- 20 second time delay option
- Latching option available
- Energize/de-energize function options
- Nuisance tripping avoidance
- Simple installation and operation

Applications

- Switchgear
- Distribution systems
- Generator sets
- Control panels
- Process control
- Motor protection
- Transformers
- Overload protection

Compliant With

EMC, LVD, BS5458, BSEN61010

A.C. Current Protector Relays

262 series A.C. current protector relays provide continuous surveillance. When the current value moves outside the zone limit, the relay operates giving double pole change-over contacts for alarm, control or tripping functions. The unit can be used to protect against over current or under current conditions for load detection, monitoring of electric heating systems, motors etc. For 3 phase systems, the sequence of connection is not important: simply connect each phase (C.T. secondary) to any pair of terminals marked. An illuminated red LED indicates when the relay is energized.

Specification

Nominal Input Current	1A, 5A or 10A
System Frequency	50, 60 or 400Hz
Input Current Burden	0.5VA per phase
Overloads	2 x rating continuously, 10 x rating for 3 seconds
Set Point Repeatability	0.5% of full span
Differential (Hysteresis)	Preset at 1%. Values 1% to 10% available on request
Trip Level	Adjustable 40 to 120% for over and under current models
Operating Delay	Adjustable 0 to 10 seconds
Auxiliary Supply Voltage	120V, 230V, 240V, 400V or 415V ±20%
Auxiliary Supply Frequency	50, 60, 50/60 or 400Hz
Auxiliary Voltage Burden	4VA (max)
Relay Contact Rating	5A 240V, non inductive
Relay Mechanical Life	0.2 million operations
Operating Temperature	0°C to +60°C
Storage Temperature	-20°C to +70°C
Compliant With	EMC, LVD, BS5458, BSEN61010
Dimensions	48mm (1.9") wide x 96mm (3.8") high x 142mm (5.6") deep (max)
Panel Cut Out	45mm (1.8") wide x 92mm (3.6") high

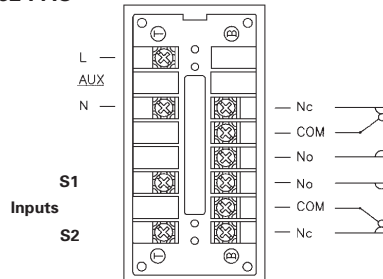
Product Codes

Relay	Protection	ANSI No.	Catalog No.
Single phase	Under current 40-120%	37	262-PAU
Single phase	Over current 40-120%	51	262-PAO
3 phase 3/4 wire	Under current 40-120%	37	262-PAV
3 phase 3/4 wire	Over current 40-120%	51	262-PAP

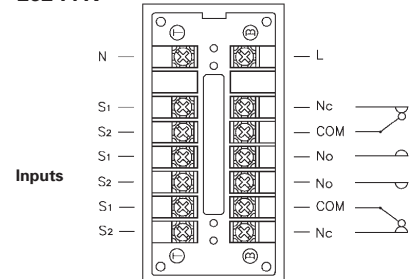
Please specify input current, frequency and auxiliary voltage at time of ordering.

Connections

262-PAU
262-PAO



262-PAP
262-PAV





A.C. Voltage Protector Relays

The 262 series A.C. voltage protectors provide continuous surveillance of the monitored circuit. When the measured voltage moves outside the setpoint limit, the relay will operate giving an alarm or initiation signal. The protector can be used to protect against under or over voltage, to start up stand-by generators, to operate mains failure units, for switching standby hybrid supplies, protecting computer supplies and similar applications where close regulation is required. The 3 phase, 3 or 4 wire models, monitors all of the phases. An illuminated red LED indicates when the relay is energized.

Features

- Alarm, control or tripping functions
- Protection against under and over voltage
- LED indication of relay and auxiliary power status
- User accessible reset button option
- User selectable setpoint adjustment with optional tamper proof cover
- 5A two pole change over relay

Benefits

- 20 second time delay option
- Latching option available
- Energize/de-energize function options
- Nuisance tripping avoidance
- Simple installation and operation
- Start up of standby generators
- Operation of mains failure units
- Switching of standby hybrid supplies

Applications

- Switchgear
- Distribution systems
- Generator sets
- Control panels
- Process control
- Motor protection
- Transformers
- Overload protection

Compliant With

EMC, LVD, BS5458, BSEN61010

Specification

Nominal System Voltage	Single Phase: 120 or 230V 3 phase: 120, 208 or 400V
System Frequency	50, 60 or 400Hz
Voltage Withstand (overload)	1.2 x continuously. 1.5 x for 10 x 10 seconds to BS 6253
Set Point Repeatability	> 0.5%
Differential (Hysteresis)	Over voltage models: Adjustable 0 to 15% above nominal Under voltage models: Adjustable 0 to 15% below nominal
Trip Level	Adjustable 75 - 100% for under voltage models Adjustable 100 -125% for over voltage models
Operating Delay	Typically 250ms. Internal factory fixed delay up to 20 seconds
Voltage Burden	3VA
Relay Contact Rating	5A 240V, non inductive
Relay Mechanical Life	0.2 million operations
Operating Temperature	0°C to +60°C
Storage Temperature	-20°C to + 70°C
Compliant With	EMC, LVD, BS5458, BSEN61010
Dimensions	48mm (1.9") wide x 96mm (3.8") high x 142mm (5.6") deep (max)
Panel Cut Out	45mm (1.8") wide x 92mm (3.6") high

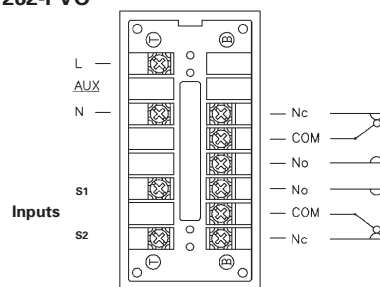
Product Codes

Relay	Protection	ANSI No.	Catalog No.
Single phase	Under voltage 75-100%	27	262-PVU
Single phase	Over voltage 100-125%	59	262-PVO
3 phase 3 wire	Under voltage 75-100%	27	262-PVK
3 phase 3 wire	Over voltage 100-125%	59	262-PVA
3 phase 4 wire	Under voltage 75-100%	27	262-PVV
3 phase 4 wire	Over voltage 100-125%	59	262-PVP

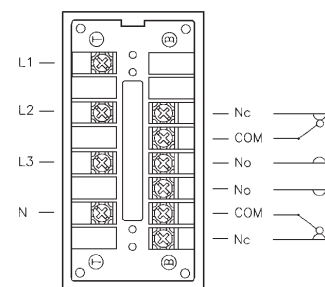
Specify system voltage and frequency at time of ordering.

Connections

262-PVU
262-PVO



262-PVA
262-PVK
262-PVP
262-PVV



262 Series Panel Mounted Protector Trip Relays



Frequency Protector Relays

The 262 series frequency protector relays will operate giving an alarm, control or tripping signal when the frequency moves outside the setpoint limit. Since the speed of a genset determines the A.C. power frequency this unit can be used to protect A.C. generator plants against overspeed or underspeed. Typical applications include diesel-generator sets, standby supplies for industrial, hospital or marine use, mains supplies, computer supplies and other control gear. An illuminated red LED indicates when the relay is energized.

Features

- Alarm, control or tripping functions
- Protection against over or under speed
- LED indication of relay and auxiliary power status
- User accessible reset button option
- User selectable setpoint adjustment with optional tamper proof cover
- 5A two pole change over relay

Benefits

- 20 second time delay option
- Latching option available
- Energize/de-energize function options
- Nuisance tripping avoidance
- Simple installation and operation

Applications

- Switchgear
- Distribution systems
- Generator sets
- Control panels
- Process control
- Motor protection
- Marine panels
- Transformers
- Overload protection
- Standby supplies

Compliant With

EMC, LVD, BS5458, BSEN61010

Specification

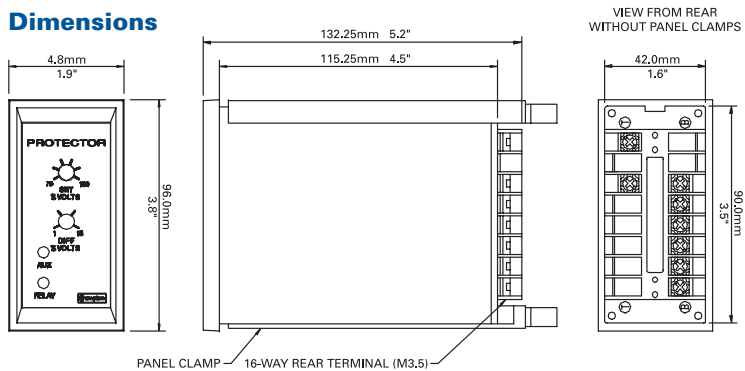
Nominal Frequency	50, 60 or 400Hz
System Voltage	120V, 230V, 240V, 400V or 415V ±20%
Voltage Withstand (overload)	1.2 x continuously. 1.5 x for 10 x 10 seconds to BS 6253
Set Point Repeatability	> 0.5%
Trip Level	Adjustable 40 to 60Hz, 50 to 70Hz and 360 to 440Hz
Differential (Hysteresis)	0.1 to 3.0Hz adjustable on 40 to 70 Hz models or 10 to 30Hz adjustable on 400Hz models
Voltage Burden	3VA
Relay Contact Rating	5A 240V, non inductive
Relay Mechanical Life	0.2 million operations
Operating Delay	Typically 250ms. Internal factory fixed delay up to 20 seconds
Operating Temperature	0°C to +60°C
Storage Temperature	-20°C to + 70°C
Compliant With	EMC, LVD, BS5458, BSEN61010
Dimensions	48mm (1.9") wide x 96mm (3.8") high x 142mm (5.6") deep (max)
Panel Cut Out	45mm (1.8") wide x 92mm (3.6") high

Product Codes

Relay	Protection	ANSI No.	Catalog No.
Single phase	Under frequency	81U	262-PHU
Single phase	Over frequency	81O	262-PHO

Specify system voltage and frequency at time of ordering.

Dimensions



Connections

262-PHU
262-PHO

